

INTER-AMERICAN TROPICAL TUNA COMMISSION

**COMMITTEE FOR THE REVIEW OF IMPLEMENTATION OF  
MEASURES ADOPTED BY THE COMMISSION**

**2<sup>ND</sup> MEETING**

LA JOLLA, CALIFORNIA (USA)  
29-30 JUNE 2011

**DOCUMENT COR-02-07 (REVISED)**

**COMPLIANCE WITH IATTC MEASURES IN 2010**

1.	Relevant Commission resolutions .....	3
2.	Review of possible violations during 2010.....	3
2.1.	Consolidated resolution on bycatch ( <a href="#">C-04-05</a> ).....	3
2.1.1.	Release requirement.....	3
2.2.	Resolution on fish-aggregating devices (FADs) (C-99-07).....	8
2.3.	Resolution on at-sea reporting (C-03-04).....	8
2.4.	Conservation of tuna .....	9
2.4.1.	Compliance with the closures for purse-seine vessels.....	9
2.4.2.	Compliance with the offshore area closure for purse-seine vessels .....	9
2.4.3.	Full-retention requirement .....	9
2.4.4.	Compliance with measures for the longline fishery .....	11
2.5.	Resolution on northern albacore tuna ( <a href="#">C-05-02</a> ) .....	12
2.6.	Resolution on fleet capacity (C-02-03) .....	12
2.7.	Resolution on data provision (C-03-05) and other data reporting requirements .....	13
2.8.	Resolution on sharks ( <a href="#">C-05-03</a> ) .....	14

The following abbreviations are used:

**Countries and fishing entities:**

BLZ	Belize
BOL	Bolivia
CHN	China
COL	Colombia
CRI	Costa Rica
ECU	Ecuador
ESP	Spain
EUR	European Union
GTM	Guatemala
HND	Honduras
JPN	Japan
KOR	Republic of Korea
MEX	Mexico
NIC	Nicaragua
SLV	El Salvador
TWN	Chinese Taipei

USA	United States of America
VEN	Venezuela
VUT	Vanuatu

**Species:**

BET	Bigeye tuna ( <i>Thunnus obesus</i> )
SKJ	Skipjack tuna ( <i>Katsuwonus pelamis</i> )
YFT	Yellowfin tuna ( <i>Thunnus albacares</i> )

**Forms:**

RDC	Compliance Record
RDT	Shark Record
RTM	Sea Turtle Record

**Other:**

CPC	IATTC Member or cooperating non-Member
FAD	Fish-aggregating device
EPO	Eastern Pacific Ocean

The information presented in this document relates to some of the issues on the agenda of the 2<sup>nd</sup> meeting of the Committee for the Review of Implementation of Measures adopted by the Commission, to be held on 29-30 June 2011.

Unless otherwise noted, the data related to purse-seine fisheries in this report cover all observed trips initiated in 2010 (2010 trips) with sets in the eastern Pacific Ocean (EPO), regardless of the year the activity occurred, and covered by the IATTC observer program. Data received from national observer programs are also included.

The number of 2010 trips is as follows:

	Program		Total
	IATTC	National	
COL	17	17	34
ECU	148	74	222
EUR	7	5	12
GTM	10	-	10
HND	6	-	6
MEX	89	84	173
NIC	9	11	20
PAN	42	43	85
SLV	19	-	19
VEN	29	28	57
VUT	12	-	12
<b>Total</b>	<b>388</b>	<b>262</b>	<b>650</b>

Besides the number of trips indicated in the table, the IATTC and national programs sampled 21 trips without sets in the Convention Area.

The 222 trips by Ecuadorean vessels include ten trips by class-4 vessels with observers, in accordance with paragraph 4 of Resolution C-09-01. Of these, seven were accompanied by observers of PROBECUADOR, the Ecuadorean national program, and the other three by the IATTC. A summary with some of the data from the trips by these vessels sampled by PROBECUADOR arrived at the Secretariat shortly after the analyses for this report were completed, and so could not be included.

## 1. RELEVANT COMMISSION RESOLUTIONS

The IATTC resolutions which were in effect during 2009 and which can be analyzed in terms of compliance are:

	Adopted
<a href="#">C-99-07</a> <i>Resolution on fish-aggregating devices</i>	July 1999
<a href="#">C-02-03</a> <i>Resolution on the capacity of the tuna fleet operating in the EPO</i>	June 2002
<a href="#">C-03-04</a> <i>Resolution on at-sea reporting</i>	June 2003
<a href="#">C-03-05</a> <i>Resolution on data provision</i>	June 2003
<a href="#">C-04-05</a> <i>Consolidated resolution on bycatch (Rev 2)</i>	June 2006
<a href="#">C-05-02</a> <i>Resolution on northern albacore tuna</i>	June 2005
<a href="#">C-05-03</a> <i>Resolution on the conservation of sharks</i>	June 2005
<a href="#">C-07-03</a> <i>Resolution to mitigate the impact of tuna fishing vessels on sea turtles</i>	June 2007
<a href="#">C-09-01</a> <i>Resolution on a multiannual program for the conservation of tuna in the EPO</i>	June 2009
<a href="#">C-10-03</a> <i>Recommendation prohibiting fishing on data buoys</i>	Oct 2010

The *Resolution on Fish-Aggregating Devices* continues the prohibition of transshipment of tuna at sea and of the use of tender vessels.

The *Resolution on the capacity of the tuna fleet operating in the EPO* establishes rules and procedures governing the entry, transfer and operation of purse-seine vessels in the tuna fisheries of the EPO.

The *Resolution on at-sea reporting* requires all purse-seine vessels which carry an on-board observer to transmit the observer's weekly report to the staff.

The *Resolution on data provision* establishes the types and format of fisheries data to be provided to the Director by countries with vessels fishing for tunas in the EPO.

The *Consolidated Resolution on Bycatch* has a requirement to release unharmed, to the extent practicable, non-target species, with special requirements for releasing sea turtles.

The *Resolution on northern albacore tuna* establishes limits on the catch of albacore in the EPO.

The *Resolution on the conservation of sharks* calls for restrictions on the finning<sup>1</sup> of sharks and the provision of information on shark catches.

The *Resolution on the conservation of tuna* calls for restrictions on fishing for tunas by time and area during 2009-2011.

The *Recommendation prohibiting fishing on data buoys* establishes restrictions on fishing and interactions less than a nautical mile from a data buoy.

## 2. REVIEW OF POSSIBLE VIOLATIONS DURING 2010

### 2.1. Consolidated resolution on bycatch ([C-04-05](#))

#### 2.1.1. Release requirement

The resolution calls for fishermen to release unharmed, to the extent practicable, all sea turtles, sharks, billfishes, rays, dorado, and other non-target species, with specific requirements for the release of encircled or entangled sea turtles.

It should be noted that this report is a summary of information provided by observers, on occurrences within the Convention Area, without extrapolations for unobserved trips or for injured animals that may die as a result of their injuries. This may account for a difference with other IATTC reports in which the mortalities reported are estimated.

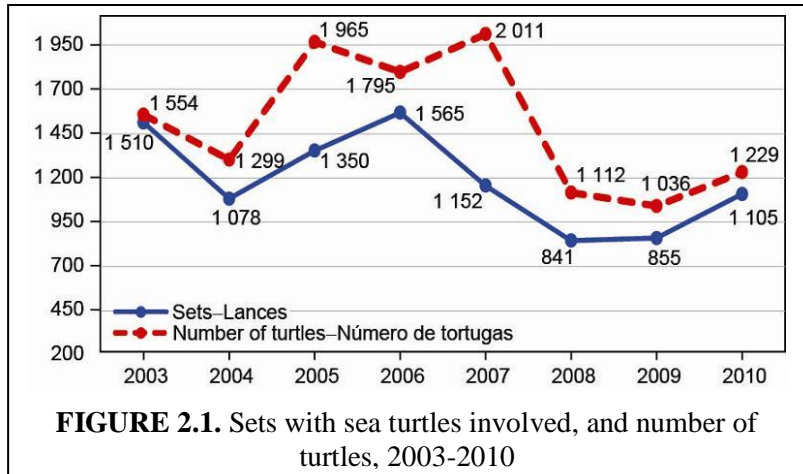
---

<sup>1</sup> Defined as cutting off the shark's fins and discarding the rest of the animal

### 2.1.1.a Sea turtles

With respect to sea turtles, the resolution requires that all sea turtles be released by fishermen on purse-seine vessels. More specifically, the resolution calls for the following:

1. *Require fishermen on vessels targeting species covered by the Convention to promptly release unharmed, to the extent practicable, all sea turtles.*
2. *Require specific measures for encircled or entangled sea turtles, as follows:*
  - i. *Whenever a sea turtle is sighted in the net, all reasonable efforts should be made to rescue the turtle before it becomes entangled in the net, including, if necessary, the deployment of a speedboat.*
  - ii. *If a turtle is entangled in the net, net roll should stop as soon as the turtle comes out of the water and should not start again until the turtle has been disentangled and released.*
  - iii. *If a turtle is brought aboard the vessel, all appropriate efforts to assist in the recovery of the turtle should be made before returning it to the water.*
  - iv. *Also, Resolution C-07-03 on mitigating the impact of tuna fishing vessels on sea turtles requires all sea turtles observed entangled in FADs to be released.*
3. *Prohibit vessels targeting species covered by the Convention from disposing of salt bags or any other type of plastic trash at sea.*



**FIGURE 2.1.** Sets with sea turtles involved, and number of turtles, 2003-2010

Figure 2.1 illustrates the number of sets with turtles involved and the number of turtles involved, observed by the IATTC and national observer programs during 2003-2010. During 2010 trips 1,229 sea turtles were involved in 1,105 sets, an increase in both figures from the most recent few years.

Table 2.1 shows the condition of the turtles involved, by vessel flag.

The data in Table 2.2 show that the level of compliance has been constant over the years, with over 90% of the involved turtles being released unharmed. The number of turtles killed during fishing operations decreased in from 10 in 2008 to 7 in 2010. Three of these turtles died as a result of being passed through

	COL	ECU	EUR	GTM	HND	MEX	NIC	PAN	SLV	VEN	VUT	Tot	%
Escaped	4	8	0	1	0	15	3	11	1	2	1	46	4
Released:													
Unharmed	52	363	22	15	17	193	51	204	36	145	20	1,118	91
Slightly injured	-	13	-	-	-	6	-	3	-	9	-	31	3
Severely injured	-	2	-	-	-	4	-	4	-	-	-	10	1
Left entangled	-	-	-	-	-	-	-	-	-	-	-	-	-
Killed	2	1	-	-	1	1	-	2	-	-	-	7	1
Consumed	-	-	-	-	-	-	-	1	-	-	-	1	< 1
Other/Unknown	-	7	-	-	-	2	-	4	2	-	1	16	1
<b>Total</b>	<b>58</b>	<b>394</b>	<b>22</b>	<b>16</b>	<b>18</b>	<b>221</b>	<b>54</b>	<b>229</b>	<b>39</b>	<b>156</b>	<b>22</b>	<b>1,229</b>	

**TABLE 2.1.** Condition of sea turtles involved in purse-seine sets, 2010

	2006		2007		2008		2009		2010	
<b>Involved</b>	<b>1,795</b>		<b>2,011</b>		<b>1,112</b>		<b>1,036</b>		<b>1,229</b>	
Escaped/Released unharmed	1,678	(93)	1,926	(96)	1,065	(95)	959	(92)	1,164	(95)
Slightly injured	86	(5)	60	(3)	3	<1	43	(4)	31	(3)
Severely injured	15	(1)	16	(1)	5	<1	8	(1)	10	(1)
Killed	6	<1	3	<1	-	-	10	(1)	7	(1)
Consumed	-	-	-	-	-	-	-	-	1	<1
Other/Unknown	10	(1)	-	-	-	-	16	(2)	13	(1)

**TABLE 2.2.** Condition of turtles involved in purse-seine sets, 2006-2010. Numbers in parentheses are percentages.

the power block, as noted in Table 2.3, which indicates the condition of the four turtles reported by observers as having been passed through the power block. In comparison, six turtles were reported in this category in 2009, three in 2008, five in 2007, three in 2006, four in 2005, six in 2004 and eight in 2003.

It should be noted that observers make a visual assessment of the condition of all turtles involved in sets, and specifically those passed through the power block, but do not have the time or specialized knowledge necessary to make a thorough examination.

Sea turtles can also become entangled in webbing discarded at sea or webbing hung under fish-aggregating devices (FADs). The fate of the 15 turtles that were found entangled alive in a FAD prior to the set (13 sets) is shown in Table 2.4. The number of sets and the number of turtles entangled in FADs in previous years were: 2009: 22 turtles in 18 sets, 2008: 22 turtles in 19 sets; 2007: 28 turtles in 23 sets; 2006: 53 turtles in 33 sets; and 2005: 28 turtles in 21 sets. No compliance issues were identified under this requirement.

Observers also record sightings of turtles entangled in netting associated with floating objects on which **no set** is made. The 201 turtles involved in the 116 sightings recorded in 2010 (excluding turtles recorded as previously dead) are broken down in Table 2.5 by the action taken by the crew after the sighting.

Reports by observers during 2003-2010 of turtles left entangled in FADs on which no set was made are summarized in Table 2.6.

In terms of compliance, the staff identified, through the RDC and the RTM, four categories of violations of the sea turtle release requirements which occurred during 2010 trips:

Released unharmed	-
Slightly injured	-
Severely injured	1
Killed	3
Consumed	-
Other/Unknown	0
<b>Total</b>	<b>4</b>

**TABLE 2.3.** Condition of sea turtles passed through power block, 2010

<b>Sets</b>	<b>COL</b>	<b>ECU</b>	<b>EUR</b>	<b>GTM</b>	<b>HND</b>	<b>MEX</b>	<b>NIC</b>	<b>PAN</b>	<b>SLV</b>	<b>VEN</b>	<b>VUT</b>	<b>Tot</b>	<b>%</b>
<b>Sets</b>	<b>2</b>	<b>4</b>				<b>1</b>		<b>5</b>		<b>1</b>		<b>13</b>	
Escaped	-	-	-	-	-	-	-	-	-	-	-	-	-
Released:													
Unharmed	-	4	-	-	-	1	-	4	-	-	-	9	60
Slightly injured	2	1	-	-	-	-	-	1	-	1	-	5	33
Severely injured	-	-	-	-	-	-	-	1	-	-	-	1	7
Left entangled	-	-	-	-	-	-	-	-	-	-	-	-	0
Consumed	-	-	-	-	-	-	-	-	-	-	-	-	0
Other/Unknown	-	-	-	-	-	-	-	-	-	-	-	-	0
<b>Total</b>	<b>2</b>	<b>5</b>	-	-	-	<b>1</b>	-	<b>6</b>	-	<b>1</b>	-	<b>15</b>	

**TABLE 2.4.** Fate of sea turtles found entangled alive in webbing in FADs involved in sets, 2010

	COL	ECU	EUR	GTM	HND	MEX	NIC	PAN	SLV	VEN	VUT	Tot	%
<b>Sightings</b>	<b>11</b>	<b>92</b>	<b>4</b>	<b>2</b>	<b>3</b>	-	<b>2</b>	<b>17</b>	<b>14</b>	<b>18</b>	<b>3</b>	<b>166</b>	
Escaped	-	-	-	-	-	-	-	-	-	-	-	-	-
Released													
Unharmed	12	66	2	2	4	-	1	24	13	12	-	136	68
Slightly injured	1	20	1		1	-	-	3	1	3	4	34	17
Severely injured	-	12	1	-	-	-	-	-	1	1	4	19	9
Left entangled	1	3	-	-	-	-	1	2	-	1	-	8	4
Consumed	-	-	-	-	-	-	-	-	-	-	-	-	0
Other/Unknown		2	-	-	-	-	-	1	-	1	-	4	2
<b>Total</b>	<b>14</b>	<b>103</b>	<b>4</b>	<b>2</b>	<b>5</b>	-	<b>2</b>	<b>30</b>	<b>15</b>	<b>18</b>	<b>8</b>	<b>201</b>	

**TABLE 2.5.** Fate of sea turtles sighted entangled in webbing (no set), 2010

1. No effort to avoid entanglement of turtles;
2. Failure to stop net roll to release turtles;
3. Failure to make all appropriate efforts for the recovery of a turtle brought aboard the vessel, before returning it to the water; and
4. Failure to release turtles entangled in FADs.

	2003	2004	2005	2006	2007	2008	2009	2010
Sightings of FADs	183	124	134	185	140	167	119	166
Turtles left entangled	25	26	17	26	23	15	1	8

**TABLE 2.6.** Number of turtles left entangled in FADs (no set), 2003-2010

In addition to the failure to stop net roll, which resulted in the mortality of the three turtles noted in Table 2.3 caused by their going through the power block, the violations recorded by IATTC observers during 2010 trips and reported to the pertinent national authorities, are listed in Table 2.7.

The total number of violations (75) was lower than in 2008 (91), but greater than in 2009 (57).

Resolution C-04-05 prohibits vessels from disposing of salt bags or any other type of plastic trash at sea. Accordingly, observers are required to record on the RDC whether any such trash was discarded. Since the size of the trash items is not defined in the resolution, the observers record, in addition to discards of salt bags, any discards of large plastic bags, like those used for trash containers. Observers do not record each instance of such discards, nor estimate the number or volume of salt bags or other trash discarded; they simply record whether such trash was disposed of during the trip. Therefore, Table 2.8 indicates

	No effort to avoid entanglement	No recovery effort	Did not stop net roll	No release of turtles entangled in FADs	Total
COL	-	-	-	1	<b>1</b>
ECU	26	3	1	5	<b>35</b>
EUR	-	-	-	-	-
HND	-	-	-	-	-
MEX	6	-	3	-	<b>9</b>
NIC	-	-	-	1	<b>1</b>
PAN	8	2	2	-	<b>12</b>
SLV	3	-	-	-	<b>3</b>
VEN	7	1	-	1	<b>9</b>
VUT	5	-	-	-	<b>5</b>
<b>Total</b>	<b>55</b>	<b>6</b>	<b>6</b>	<b>8</b>	<b>75</b>

**TABLE 2.7.** Violations of sea turtle release requirements recorded by IATTC observers, 2010

only the number of trips during which there was at least one occurrence of discards of salt or plastic bags. However, in most cases there were several occurrences of discards during a trip. In 2007, observers reported disposal of plastic trash in 29% of trips (130 of 453 trips); in 2008 this fell to 18% (85 of 471 trips), and in 2009 to 13% (57 of 432 trips). In 2010 it was 12%.

### 2.1.1.b Sharks

On the RDT, observers record the ‘fate’ (released alive, discarded dead, retained as catch) of any shark involved in a set on tunas. The data for 2010 are summarized in Table 2.9.

It should be noted that, as with turtles, the observer, with limited experience and very little time to handle these animals in a potentially dangerous situation, can only estimate the condition of the shark.

The number of sharks involved in the fishery in 2010 was the greatest of those of the previous four years (Table 2.10), surpassed only by that of 2008. However, the number of sharks involved per set was one of the lowest in the last five years. On the other hand, the percentage of sharks involved in the purse-seine fishery that were released alive, possibly with some degree of injury, was also the greatest in recent years.

Vessel flag	Trips with RDCs	Trips with trash discarded
COL	17	3
ECU	148	10
EUR	7	-
GTM	10	-
HND	6	-
MEX	89	14
NIC	9	-
PAN	42	5
SLV	19	1
VEN	29	10
VUT	12	2
<b>Total</b>	<b>388</b>	<b>45</b>

**TABLE 2.8.** Trips with discards of trash recorded by IATTC observers, 2010

	COL	ECU	EUR	GTM	HND	MEX	NIC	PAN	SLV	VEN	VUT	Total	%
<b>Sets</b>	<b>121</b>	<b>1,460</b>	<b>79</b>	<b>55</b>	<b>25</b>	<b>1,088</b>	<b>140</b>	<b>432</b>	<b>175</b>	<b>216</b>	<b>135</b>	<b>3,926</b>	
Released	267	3,152	210	60	32	5	228	771	225	193	50	5,193	17
Discarded	937	4,671	372	110	26	7	495	2,165	928	99	874	10,684	35
Retained	67	2,523	0	4	79	9,245	12	454	21	1,874	23	14,302	47
Other	0	26	0	0	0	0	0	0	0	22	0	48	0
Unknown	1	31	1	0	0	19	3	45	0	12	0	112	0
<b>Total</b>	<b>1,272</b>	<b>10,403</b>	<b>583</b>	<b>174</b>	<b>137</b>	<b>9,276</b>	<b>738</b>	<b>3,435</b>	<b>1,174</b>	<b>2,200</b>	<b>947</b>	<b>30,339</b>	

**TABLE 2.9.** Fate of sharks involved in purse-seine sets, 2010

17% in 2010 compared to 12% in 2009 y 8% in 2008. The total number of sharks retained as catch was one of the lowest in recent years, as was the rate of sharks retained per set.

Nonetheless, the retention of sharks may represent a violation of Resolution C-04-05, which requires the release, to the extent practicable, of all sharks taken as bycatch. The Commission may wish to review this

	2006	2007	2008	2009	2010
Sets with sharks involved	3,224	3,041	3,817	3,367	3,926
Number of sharks involved	24,796	33,514	44,168	29,154	30,339
Sharks per set	7.7	11.0	11.6	8.7	7.7
Sharks retained as catch	11,309	18,376	29,287	15,415	14,302
Sharks retained per set	3.5	6.0	7.7	4.6	3.6
Percentage retained	46	55	66	53	47

**TABLE 2.10.** Sharks involved in purse-seine sets, 2006-2010

	Trips with RDC	Trips with finned sharks	%	Finned sharks
COL	17	4	24	158
ECU	148	4	3	171
EUR	7	0	0	0
GTM	10	0	0	0
HND	6	0	0	0
MEX	89	2	2	23
NIC	9	1	11	92
PAN	42	2	5	13
SLV	19	0	0	0
VEN	29	1	3	4
VUT	12	0	0	0
<b>Total</b>	<b>388</b>	<b>14</b>	<b>4</b>	<b>461</b>

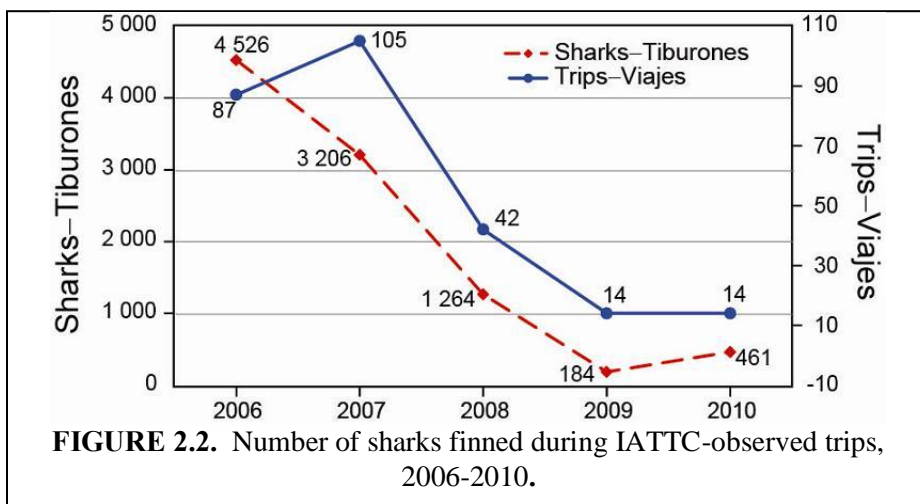
**TABLE 2.11.** Finned sharks recorded by IATTC observers, 2010.

requirement, and provide guidelines for defining the term ‘to the extent practicable’.

Observers record on the RDC information on finned sharks, which are also recorded on the RDT as ‘Discarded’. Table 2.11 shows that 461 sharks caught in sets on tunas were finned during 2010 trips. This represents a considerable increment, more than double, in comparison with 2009, even though the number is less than the average of the period 2006 to 2008, as noted in figure 2.2.

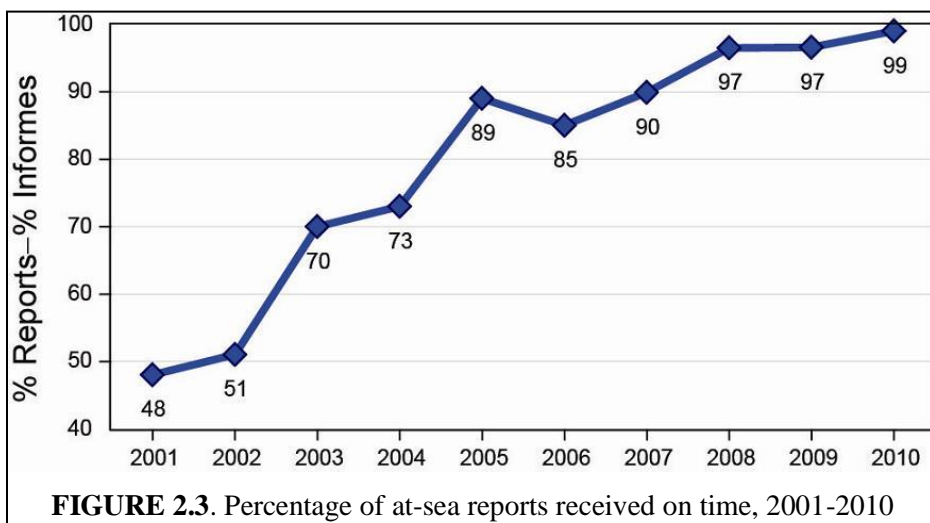
### 2.2. Resolution on fish-aggregating devices (FADs) (C-99-07)

There are two elements of this resolution which need to be considered



in terms of compliance: the prohibition of transshipment of tuna at sea by purse-seine vessels fishing for tuna in the EPO, and the prohibition on the use of tender vessels operating in support of vessels fishing on FADs in the EPO.

The staff has received no reports of transshipments at sea. The last definitive report to the staff of a tender vessel in the EPO was on 17 June 2000.



### 2.3. Resolution on at-sea reporting (C-03-04)

In June 2003, the Commission adopted a modification to the resolution adopted in June 2001 regarding reporting information of fishing activities while the vessel is at sea. The operative change in the new resolution is that



the vessel personnel are responsible for transmitting the observer's weekly report of catches (and dolphin mortalities, if applicable) to the staff; previously, the vessel personnel had merely been requested to allow

	Program	Weeks	Reports	%
COL	IATTC	183	179	97.8
	National	172	161	93.6
ECU	IATTC	1,039	1,039	100
	National	518	516	99.6
EUR	IATTC	69	69	100
	National	86	86	100
GTM	IATTC	85	83	97.6
HND	IATTC	38	38	100
MEX	IATTC	589	576	97.8
	National	565	555	98.2
NIC	IATTC	72	72	100
	National	81	81	100
PAN	IATTC	361	361	100
	National	335	308	91.9
SLV	IATTC	152	152	100
VEN	IATTC	217	217	100
	National	235	234	99.6
VUT	IATTC	117	117	100
<b>Total</b>		<b>4,914</b>	<b>4,844</b>	<b>98.6</b>

**TABLE 2.12.** Percentages of at-sea reports received on time, 2010

the observer to transmit the report. The intention of the change was to improve the low percentage of reports received prior to 2003. The resolution appears to have been successful; the level of on-time reporting has been close to 100% since 2008 (Figure 2.3; Table 2.12).

#### 2.4. Conservation of tuna

In June 2009 the Commission adopted Resolution C-09-01 on a multi-annual program for the conservation of tuna in the EPO during 2009-2011. The resolution established, *inter alia*, a prohibition, for specified periods, on any fishing by purse-seine vessels in the EPO. During 2010, the closure was set for the following periods and areas:

- For the entire Convention Area, from either (1) 29 July to 28 September 2010; or (2) 18 November 2010 to 18 January 2011; and,
- For the offshore area (96°-110°W, 4°N-3°S), from 29 September to 29 October 2010.

trip of up to of 30 days' duration during the closure specified by the respective government, provided they carried an observer from the AIDCP observer program.

Purse-seine vessels under Class 4 were not subject to this resolution. Class-4 vessels were allowed one single

##### 2.4.1. Compliance with the closures for purse-seine vessels

All the CPCs notified the Director of the names of the vessels that would follow the closure for each period.

Flag	Vessel	Sets	Closure
VEN	<i>Orinoco II</i>	18	Jul-Sep
VEN	<i>Taurus Tuna</i>	67	Jul-Sep
PAN	<i>Templario I</i>	2	Nov-Jan
VEN	<i>Cayude</i>	22	Nov-Jan

**TABLE 2.14.** Sets made by Class-6 vessels during closures, 2010

The Class-6 vessels identified in Table 2-14 made sets in the EPO during the closure period chosen by their respective governments for 2010.

Bolivia, which is not a CPC, has one Class-4 purse-seine vessel, *Mar Cantábrico*, fishing in the EPO, but did not provide any information

to the Secretariat regarding its intentions. The vessel made three fishing trips during each closure period in 2010, without an AIDCP observer aboard.

##### 2.4.2. Compliance with the offshore area closure for purse-seine vessels

Resolution [C-09-01](#) requires that the purse-seine fishery be closed 29 September-29 October within the high-seas area between 96° and 110°W from 4°N to 3°S. The only vessel that did not comply with this requirement is the Colombian-flag vessel Grenadier (Class 6), which made seven sets.

##### 2.4.3. Full-retention requirement

Resolution C-09-01 renews the program that requires all purse-seine vessels to first retain on board and then land all bigeye, skipjack, and yellowfin tuna caught, except fish considered unfit for human consumption for reasons other than size, in order to provide a disincentive to the capture of these small

Code	
1	Unmarketable tuna size
2	Unmarketable tuna condition
4	All vessel wells are full
5	No wells are ready to receive tuna
6	Other reason / Reason unknown

**TABLE 2.15.** Explanatory codes for tuna discards.

fish. Another exception is the final set of a trip, when there may be insufficient well space remaining to accommodate all the tuna caught in that set.

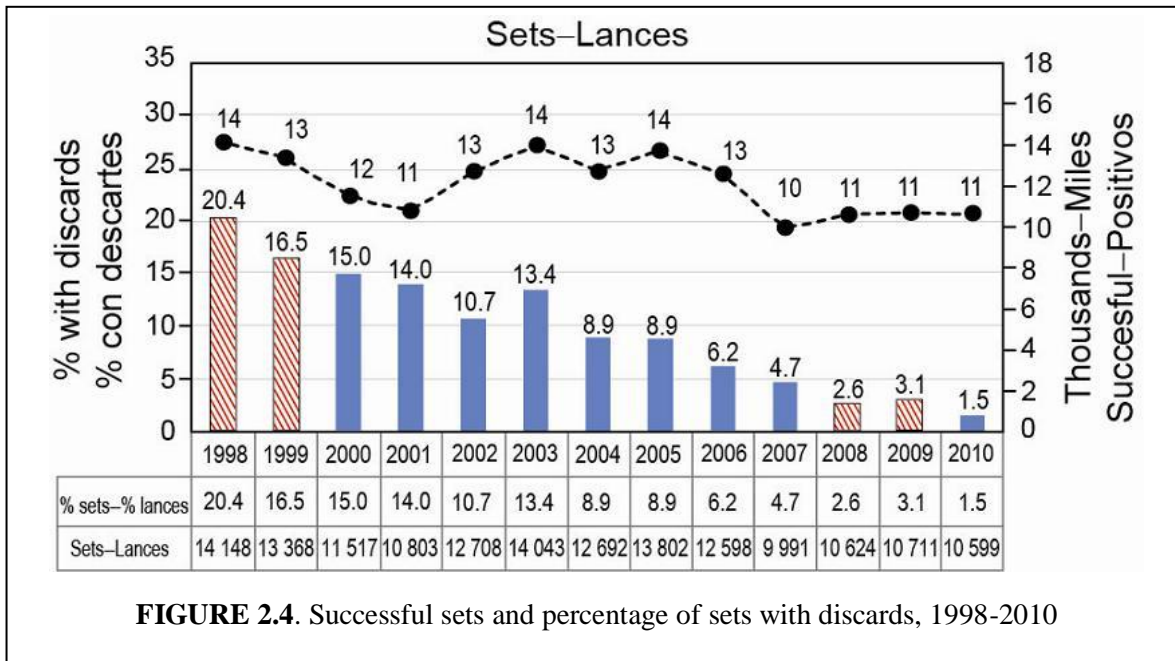
**2.4.3.a Data collected by observers**

Observers make an estimate of the tonnage of tuna, by species, discarded

at sea, and record the reason for discarding it using the codes in Table 2.15.

	Sets with discards	Tonnage discarded				% of total catch
		BET	SKJ	YFT	Total	
COL	14	4	67	4	75	0.40
ECU	137	8	185	26	219	0.26
EUR	-	-	-	-	-	
GTM	3		5		5	0.05
HND	6		11	1	12	0.60
MEX	7		4	1	5	0.01
NIC	34	24	67	1	92	1.25
PAN	25	0	27	31	58	0.18
SLV	-	-	-	-	-	
VEN	17	3	32	37	72	0.35
VUT	3	1	2	1	4	0.04
<b>Total</b>	<b>246</b> <small>Error! Bookmark not defined</small>	<b>40</b>	<b>400</b>	<b>102</b>	<b>542</b>	0.21

For this analysis, discards coded 2, 4 or 5 were considered to be covered by the exemptions specified in the resolution, so only discards coded 1 and 6 were considered to contravene the full retention requirement. All the data on discards presented in this report correspond only to discards with these two



**FIGURE 2.4.** Successful sets and percentage of sets with discards, 1998-2010

codes.

Table 2.16 shows the number of successful sets in the EPO, defined as sets in which one of the three species of tunas identified in this resolution, the number of such sets with discards of these species, and the estimated tonnage of tunas discarded, during 2010.

Although the level of compliance was not 100%, 2010 was the year in which the least number of sets with discards coded 1 and 6 in the EPO. Figure 2.4 shows the number of sets observed (IATTC observers only) during 1998-2010. Although the number of successful sets has remained steady at around 11 thousand sets, the number of sets with discards has decreased gradually until reaching its lowest level of 1.5% in 2010.

The figure also identifies the years in which the measure was in force (solid bars) and when it was not (bars with diagonal shading). The data indicate that the presence of the regulation has no effect on the fishermen’s decision, given that even without the regulation there was a reduction in the number of sets with discards of tunas. It is plausible that there may be other factors that influence the crews’ decision to discard fish.

Figure 2.5 is similar to the previous one except that it identifies the tonnage estimated by IATTC observers during 1998-2010. Likewise, 2010 was the year with the least quantity and percentage of tuna discarded and coded 1 or 6 by the observers. These data appear to corroborate that the discard rate, for the above-mentioned reasons, has decreased considerably, regardless of the presence or otherwise of a regulation.

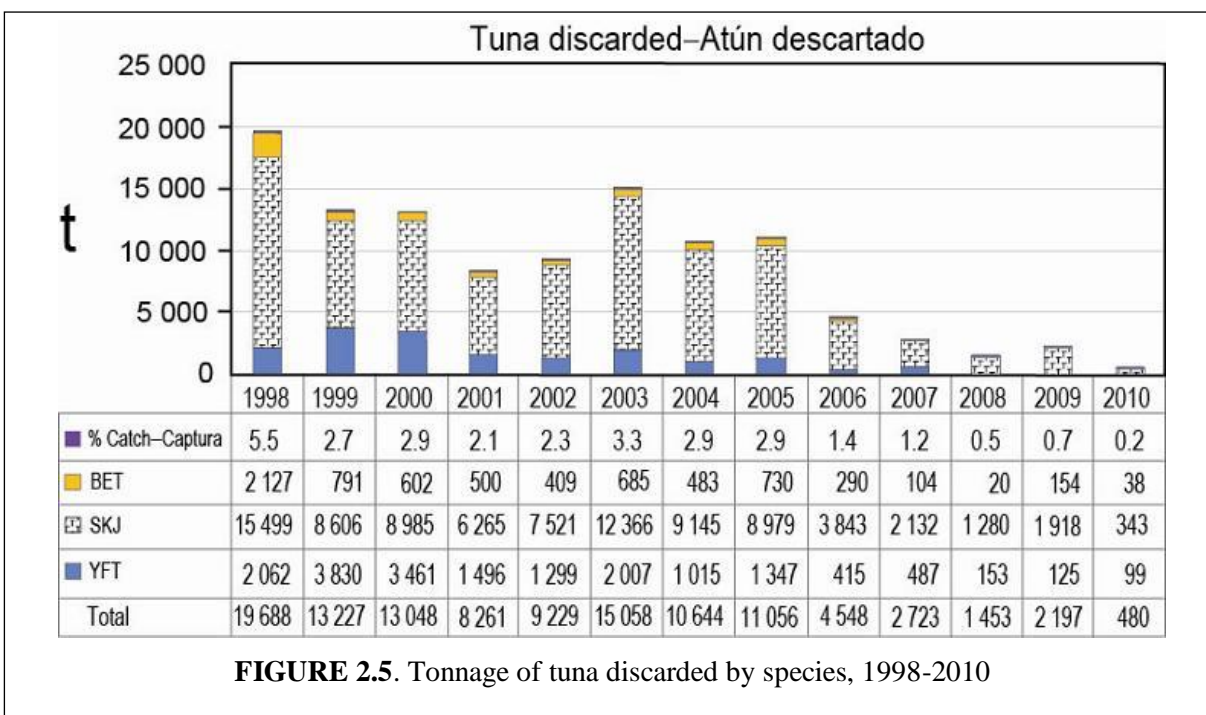


FIGURE 2.5. Tonnage of tuna discarded by species, 1998-2010

#### 2.4.4. Compliance with measures for the longline fishery

Resolution C-09-01 established the following measures for catches of bigeye tuna by longline vessels in 2009:

- a. *China, Japan, Korea, and Chinese Taipei shall take the measures necessary to ensure that their total annual longline catches of bigeye tuna in the EPO during 2009 do not exceed the following levels:*

<i>Metric tons</i>	<i>2009</i>
<i>China</i>	<i>2,533</i>
<i>Japan</i>	<i>32,713</i>
<i>Korea</i>	<i>12,073</i>
<i>Chinese Taipei</i>	<i>7,635</i>

b. *Other CPCs shall take the measures necessary to ensure that their total annual longline catches of bigeye tuna in the EPO during 2009-2010 do not exceed the greater of 500 metric tons or their respective catches of bigeye tuna in 2001, CPCs whose annual catches have exceeded 500 metric tons shall provide monthly catch reports to the Director.*

No CPCs exceeded the longline catch limits for bigeye tuna.

## **2.5. Resolution on northern albacore tuna (C-05-02)**

Resolution C-05-02 on northern albacore tuna calls upon all CPCs to take the necessary measures to ensure that the level of fishing effort by their vessels fishing for North Pacific albacore tuna is not increased. It also calls upon all CPCs to report all catches of North Pacific albacore, by gear type, to the IATTC every six months.

It is very difficult, if not impossible, to monitor compliance with this resolution because of the way that it is structured. Specifically, the requirement is to limit effort, but it is catches that are reported, not effort. Also, the resolution calls for limiting effort to “current” levels, but “current” is not defined.

The staff has received almost all the [information on catches](#) for 2010 and 2009 from the flag governments whose vessels participate in this fishery, but in many cases after the deadline established in the resolution. Canada, Chinese Taipei, Japan, Korea, and the United States submitted catch reports semi-annually for 2009. The United States and Chinese Taipei reported their catches for the entire north Pacific, whereas other CPCs reported catches from the EPO only.

Because of the difficulties associated with the proper implementation and monitoring of this resolution, the staff is again recommending to the Commission modifications of the resolution to define what is meant by “current” effort, to require reporting of effort in addition to catch, and to clarify that the six-month catch and effort reports should be for the EPO only.

As regards the catch data for troll vessels, the required information for 2010 was received for albacore from the three countries with this type of vessel operating in the EPO: Canada, the United States, and Cook Islands (Table 2.17).

## **2.6. Resolution on fleet capacity (C-02-03)**

In June 2002, the Commission adopted Resolution C-02-03 on the capacity of the tuna purse-seine fleet operating in the EPO. The capacity management system established by the resolution does not include the concept of national capacity allocations or limits; instead, fleet capacity limitations are essentially determined by the Regional Vessel Register. Therefore, the key elements of the resolution address how

	2009		2010	
	Sem 1	Sem 2	Sem 1	Sem 2
CAN	120	5,524	231	6,266
JPN	3	13	9	
KOR	0	<1	0	48
TWN	1,583	796	1,188	1,302
USA	273	13,291	513	12,685
VUT	13	0	99	0

**TABLE 2.17.** Reported catches of Northern albacore, as of 1 June 2011

vessels may be added to or removed from the Register. The participating governments have agreed to use the Register as the definitive list of purse-seine vessels authorized by the participants to fish for tunas in the EPO. According to the resolution, any purse-seine vessel fishing for tunas in the EPO that is not on the Register is considered to be undermining IATTC management measures.

The resolution prohibits the entry of new vessels, defined as those not included on the Register, to the

EPO purse-seine fleet, except to replace vessels removed from the Register. There are some limited and specific exceptions to this rule for five countries, and these are elaborated in the resolution. Thus, a country cannot add a purse-seine vessel to its fleet unless it is a replacement or the country is allowed an exception.

There are several purse-seine vessels that have fished in the EPO during recent years while not on the Register, and are thus in violation of Resolution C-02-03.

The following vessels fished during 2010 while not on the Register:

1. *Marta Lucía R* (Colombia): entered the fishery in February 2004, and has been fishing in the EPO since that time. Made four trips in 2009 and five in 2010.
2. *Dominador I* (Colombia): entered the fishery in March 2008 while not on the Register. Made five trips between March and November 2008, six in 2009, and one in 2010.
3. *Ignacio Mar I* (Ecuador): entered the fishery in May 2007 while not on the Register. Made five trips in 2007, ten in 2008, nine in 2009, and five in 2010.
4. *Tuna I* (Ecuador): entered the fishery in June 2009 while not on the Register, and made five trips in 2009 and five more in 2010.
5. *Caribbean Star No. 31* (unknown flag). This vessel is on the IUU list but continues to fish. The staff does not know its capacity, and apparently it operates from ports outside the constant monitoring of the IATTC staff..

Also, the staff has information that at least four vessels have increased their capacity, contrary to Resolution C-02-03: *Doña Roge, Ricky A, Tarqui, and Miry Ann D* all Ecuador flag.

	2009	2010
BLZ	✓	✓
CAN	✓	✓
CHN		
COL		
CRI		
ECU		
EUR	✓	
FRA	✓	✓
GTM		
JPN	✓	✓
KOR	✓	
MEX		
NIC		
PAN		
PER		
SLV		
TWN	✓	✓
USA	✓	
VEN		
VUT	✓	✓
COK	✓	
KIR		

**TABLE 2.18.** Provision of minimal data required by Resolution C-03-05

The staff has contacted the Ecuadorean national authority, which answered that it will attempt to resolve these cases.

### 2.7. Resolution on data provision (C-03-05) and other data reporting requirements

Resolution C-03-05 on data provision makes mandatory the provision of specified fisheries data to the Director, on an annual basis, for all vessels fishing for species under the purview of the Commission.

The nature and format of the data to be provided are spelled out in detail in the resolution. The aggregated data required for each year are to be provided by 30 June of the following year.

With respect to catch data for vessels other than purse seiners that carry observers, particularly those of smaller capacity based in coastal countries, as of 11 June 2011, the minimum required information for 2009 and 2010 has not been received from the competent national authorities of a number of countries (Table 2.18). In some of these cases, the staff is not sure whether there was any fishing effort, and this information should also be sent to the Secretariat.

Also, there are reporting requirements in Resolutions C-04-05, C-07-03, C-05-03, and C-05-01. Resolution C-04-05 encourages all CPCs to provide the Commission with all data on catches of sea turtles in all fisheries targeting species covered by the IATTC Convention, and Resolution C-07-03 requires reporting to the IATTC by 30 June of each year on the progress of implementation of the FAO guidelines to reduce

sea turtle mortality in fishing operations. Resolution C-05-03 requires each CPC to report annually data on catches, effort by gear type, landing and trade of sharks, by species where possible, including available historical data, and also requires sending to the IATTC staff, by 1 May, a comprehensive annual report of the implementation of this Resolution during the previous year. Resolution C-05-01 encourages CPCs to collect and voluntarily provide the Commission with all available information on interactions with seabirds, including incidental catches in all fisheries under the purview of the IATTC.

Very few CPCs provide any of the reports noted in the paragraph above.

In several cases, the staff has had great difficulty in identifying the competent national authority to be contacted to obtain certain specific information. It believes that the process of producing reports would be more efficient and accurate if the resolution addressed the establishment of a list of contacts for this purpose, and rules for maintaining and updating it.

## **2.8. Resolution on sharks ([C-05-03](#))**

Resolution C-05-03 prohibits the finning of sharks, and establishes that any shark fins on board a vessel must account for at least 5% of the weight of sharks on board the vessel.

Information on the finning of sharks by purse-seine vessels is included in section 2.1.1 b. The staff has no information on this matter with respect to longline vessels.